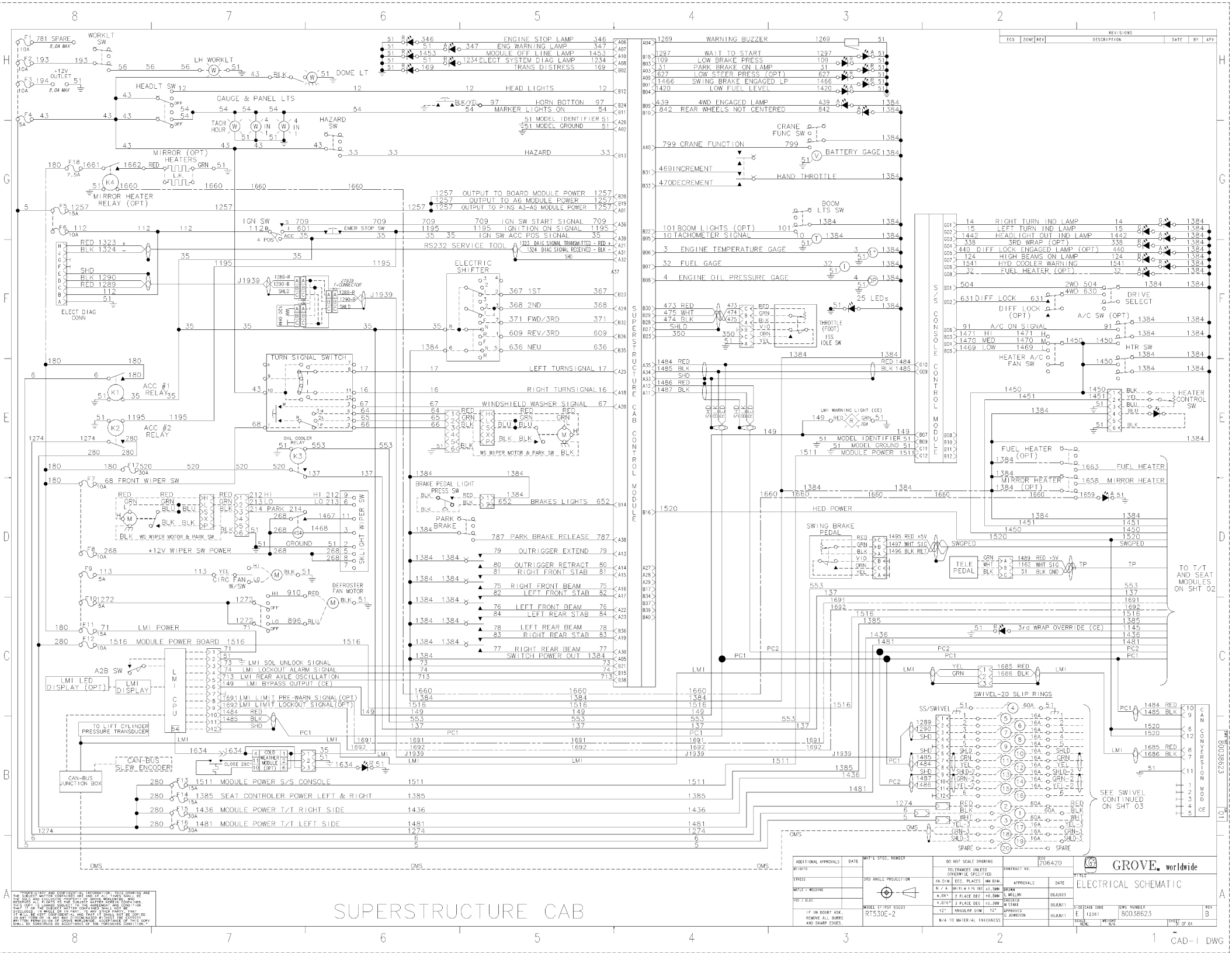

PROPRIETARY AND CONFIDENTIAL INFORMATION: THIS DRAWING AND THE SUBJECT MATTER CONTAINED AND SET FORTH HEREIN SHALL BE THE EXCLUSIVE PROPERTY OF GROVE WORLDWIDE. GROVE RESERVES ALL RIGHTS TO THE SUBJECT MATTER HEREIN CONTAINED. THIS COPY IS LOANED SUBJECT TO THE AGREEMENT AND CONDITION THAT FOR THE SUBJECT MATTER CONTAINED SHALL NOT BE DISCLOSED TO ANY PERSON, FIRM OR CORPORATION FOR ANY PURPOSE WHATSOEVER AND THAT IT SHALL NOT BE COPIED IN ANY FORM OR IN ANY WAY DISSEMINATED WITHOUT THE EXPRESS WRITTEN PERMISSION OF GROVE WORLDWIDE. ACCEPTANCE OF THIS COPY SHALL BE CONSTRUED AS ACCEPTANCE OF THE FOREGOING CONDITION.

SUPERSTRUCTURE CAB

REVISIONS					
ECO	ZONE	REV	DESCRIPTION	DATE	BY	APV

ADDITIONAL APPROVALS	DATE	MAT'L SPEC. NUMBER	DO NOT SCALE DRAWING	ECO 206420
WEIGHTS			TOLERANCES UNLESS OTHERWISE SPECIFIED	CONTRACT NO.
STRESS		3RD ANGLE PROJECTION	IN. DIM. / DEC. PLACES / MM DIM.	APPROVALS / DATE
WAIVER / WELDING			N/A / ±1 PL DEC / ±1.5MM	DRAWN L MILLAN 05JUN11
HVD / ELEC			±.06" / 2 PLACE DEC / ±0.5MM	CHECKED M STAKE 05JUN11
IF IN DOUBT ASK, REMOVE ALL BURRS AND SHARP EDGES.		MODEL (FIRST USED) RT530E-2	±.016" / 3 PLACE DEC / ±0.3MM	ENGINEER G JOHNSTON 05JUN11
			±2° / ANGULAR DIM / ±2°	
			N/A TO MATERIAL THICKNESS	

GROVE. worldwide

TITLE: ELECTRICAL SCHEMATIC

SIZE E | CAGE CODE 12361 | DWG NUMBER 80038623 | REV B

SCALE NONE | WEIGHT N/A | SHEET 1 OF 04

80038623 101

CAD-1 DWG

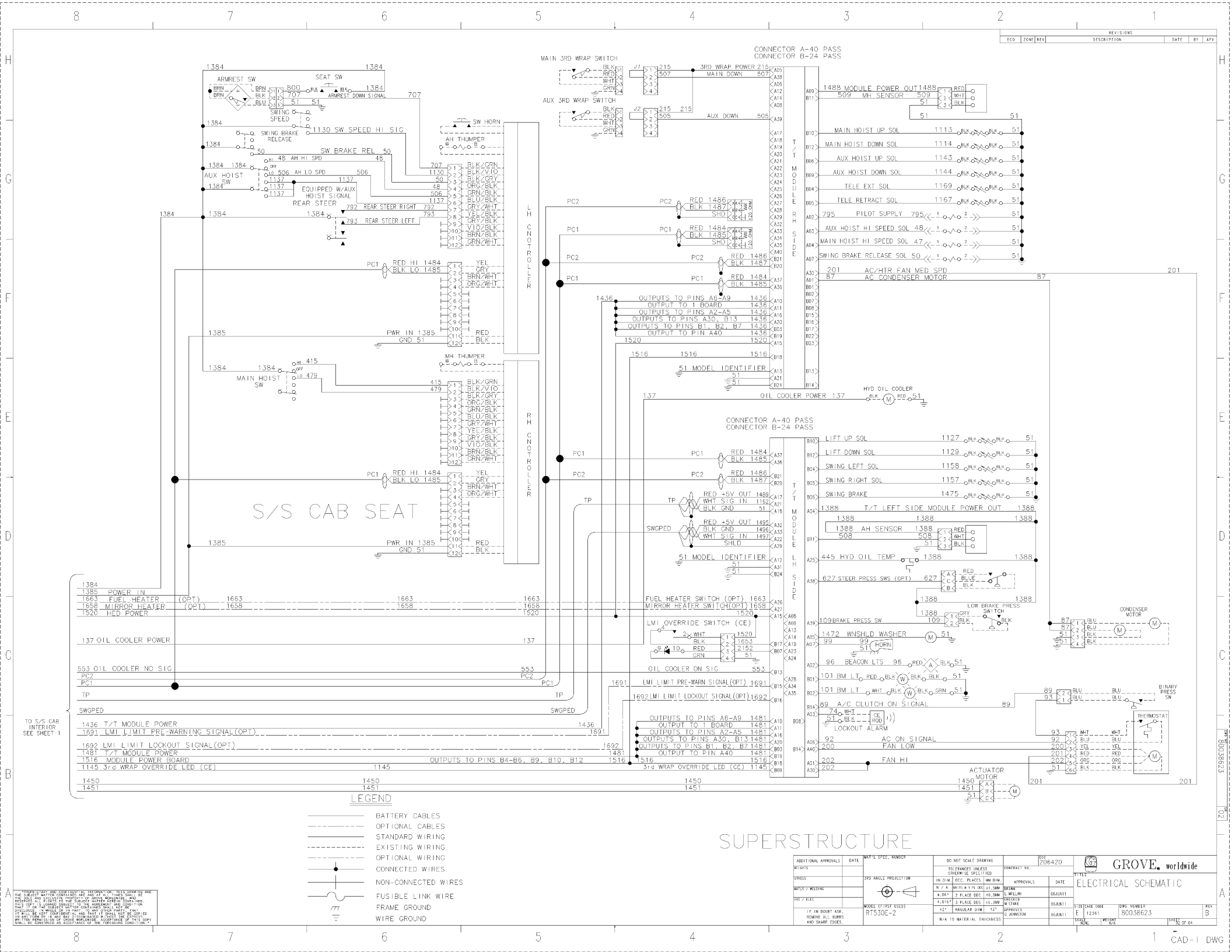
S/S CAB SEAT
SUPERSTRUCTURE
ARMREST SW
SEAT SW
SWING SPEED
SWING BRAKE RELEASE
AUX HOIST SW
EQUIPPED W/AUX HOIST SIGNAL
REAR STEER
MAIN HOIST SW
MAIN 3RD WRAP SWITCH
AUX 3RD WRAP SWITCH
SW HORN
AH THUMPER
MH THUMPER
LH CONTROLLER
RH CONTROLLER
T/T MODULE RH SIDE
T/T MODULE LH SIDE
CONNECTOR A-40 PASS
CONNECTOR B-24 PASS
1130 SW SPEED HI SIG
SW BRAKE REL 50
48 AH HI SPD
506 AH LO SPD
REAR STEER RIGHT 792
REAR STEER LEFT 793
PWR IN 1385
GND 51
RED HI 1484
BLK LO 1485
3RD WRAP POWER 215
MAIN DOWN 507
AUX DOWN 505
1488 MODULE POWER OUT
509 MH SENSOR
MAIN HOIST UP SOL 1113
MAIN HOIST DOWN SOL 1114
AUX HOIST UP SOL 1143
AUX HOIST DOWN SOL 1144
TELE EXT SOL 1169
TELE RETRACT SOL 1167
PILOT SUPPLY 795
AUX HOIST HI SPEED SOL 48
MAIN HOIST HI SPEED SOL 47
SWING BRAKE RELEASE SOL 50
AC/HTR FAN MED SPD 201
AC CONDENSER MOTOR 87
OUTPUTS TO PINS A6-A9 1436
OUTPUT TO 1 BOARD 1436
OUTPUTS TO PINS A2-A5 1436
OUTPUTS TO PINS A30, B13 1436
OUTPUTS TO PINS B1, B2, B7 1436
OUTPUT TO PIN A40 1436
51 MODEL IDENTIFIER
HYD OIL COOLER
OIL COOLER POWER 137
LIFT UP SOL 1127
LIFT DOWN SOL 1129
SWING LEFT SOL 1158
SWING RIGHT SOL 1157
SWING BRAKE 1475
T/T LEFT SIDE MODULE POWER OUT 1388
AH SENSOR 1388
445 HYD OIL TEMP 1388
627 STEER PRESS SWS (OPT) 627
LOW BRAKE PRESS SWITCH
109 BRAKE PRESS SW 109
1472 WNSHLD WASHER
99 HORN
96 BEACON LTS 96
101 BM LT
89 A/C CLUTCH ON SIGNAL 89
LOCKOUT ALARM
92 AC ON SIGNAL
200 FAN LOW
202 FAN HI
ACTUATOR MOTOR
CONDENSER MOTOR
BINARY PRESS SW
THERMOSTAT
FUEL HEATER SWITCH (OPT) 1663
MIRROR HEATER SWITCH(OPT) 1658
LMI OVERRIDE SWITCH (CE)
OIL COOLER ON SIG 553
LMI LIMIT PRE-WARN SIGNAL(OPT) 1691
LMI LIMIT LOCKOUT SIGNAL(OPT) 1692
3rd WRAP OVERRIDE LED (CE) 1145
RED +5V OUT 1489
WHT SIG IN 1162
BLK GND 51
SHLD
RED +5V OUT 1495
BLK GND 1496
WHT SIG IN 1497
SHLD
TO S/S CAB INTERIOR SEE SHEET 1
1384 POWER IN
1385
1663 FUEL HEATER (OPT)
1658 MIRROR HEATER (OPT)
1520 HED POWER
137 OIL COOLER POWER
553 OIL COOLER NO SIG
PC2
PC1
TP
SWGPED
1436 T/T MODULE POWER
1691 LMI LIMIT PRE-WARNING SIGNAL(OPT)
1692 LMI LIMIT LOCKOUT SIGNAL(OPT)
1481 T/T MODULE POWER
1516 MODULE POWER BOARD
1145 3rd WRAP OVERRIDE LED (CE)
1450
1451
OUTPUTS TO PINS B4-B6, B9, B10, B12
LEGEND
BATTERY CABLES
OPTIONAL CABLES
STANDARD WIRING
EXISTING WIRING
OPTIONAL WIRING
CONNECTED WIRES
NON-CONNECTED WIRES
FUSIBLE LINK WIRE
FRAME GROUND
WIRE GROUND
REVISIONS
ECO ZONE REV DESCRIPTION DATE BY APV
ADDITIONAL APPROVALS DATE
WEIGHTS
STRESS
WATTS / WELDING
HYD / ELEC
IF IN DOUBT ASK, REMOVE ALL BURRS AND SHARP EDGES.
MATL SPEC, NUMBER
3RD ANGLE PROJECTION
MODEL (FIRST USED) RT530E-2
DO NOT SCALE DRAWING
TOLERANCES UNLESS OTHERWISE SPECIFIED
IN. DIM. DEC. PLACES MM DIM.
N / A UNITS ± 1 PL DEC ±1.5MM
±.06" 2 PLACE DEC ±0.5MM
±.016" 3 PLACE DEC ±0.3MM
±2° ANGULAR DIM ±2°
N/A TO MATERIAL THICKNESS
ECO 206420
CONTRACT NO.
APPROVALS DATE
DRAWN L MILLAN 05JUN11
CHECKED M STAKE 05JUN11
APPROVED G JOHNSTON 05JUN11
GROVE. worldwide
TITLE ELECTRICAL SCHEMATIC
SIZE E
CAGE CODE 12361
DWG NUMBER 80038623
REV B
SCALE NONE
WEIGHT N/A
SHEET 02 OF 04
CAD-1 DWG
PROPRIETARY AND CONFIDENTIAL INFORMATION: THIS DRAWING AND THE SUBJECT MATTER CONTAINED ARE AND AT ALL TIMES SHALL REMAIN THE EXCLUSIVE PROPERTY OF GROVE WORLDWIDE. GROVE RESERVES ALL RIGHTS TO THE SUBJECT MATTER HEREIN CONTAINED. THIS COPY IS LOANED SUBJECT TO THE AGREEMENT AND CONDITION THAT FOR THE SUBJECT MATTER CONTAINED SHALL NOT BE USED, COPIED, REPRODUCED OR DISCLOSED IN WHOLE OR IN PART EXCEPT THAT IT WILL BE KEPT CONFIDENTIAL AND THAT IT SHALL NOT BE LOANED IN ANY FORM OR IN ANY WAY DISSEMINATED WITHOUT THE EXPRESS WRITTEN PERMISSION OF GROVE WORLDWIDE. ACCEPTANCE OF THIS COPY SHALL BE CONSTRUED AS ACCEPTANCE OF THE FOREGOING CONDITION.

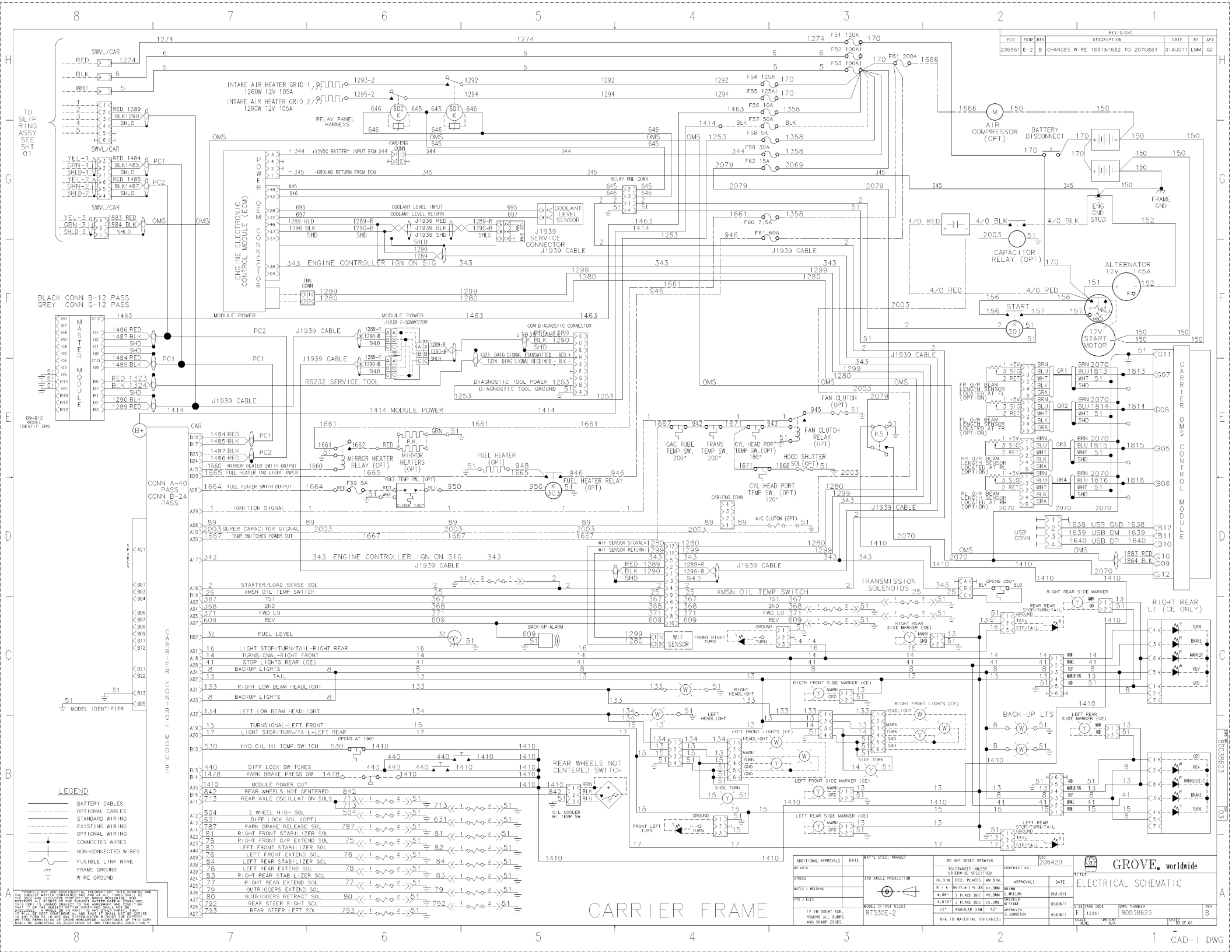
REVISIONS
ECO 206561 | ZONE E-2 | REV B | DESCRIPTION: CHANGES WIRE 1651&1652 TO 2070&51 | DATE 01AUG11 | BY LMM | APV GJ
TO SLIP RING ASSY SEE SHT 01
SWVL/CAR
INTAKE AIR HEATER GRID 1 1260W 12V 105A
INTAKE AIR HEATER GRID 2 1260W 12V 105A
RELAY PANEL HARNESS
ENGINE ELECTRONIC CONTROL MODULE (ECM)
POWER OEM CONNECTOR
+12VDC BATTERY INPUT FROM ECM
-GROUND RETURN FROM ECM
343 ENGINE CONTROLLER IGN ON SIG
COOLANT LEVEL INPUT
COOLANT LEVEL RETURN
COOLANT LEVEL SENSOR
J1939 SERVICE CONNECTOR
J1939 CABLE
BLACK CONN B-12 PASS
GREY CONN G-12 PASS
MASTER MODULE
MODULE POWER
1414 MODULE POWER
J1939 T-CONNECTOR
COM DIAGNOSTIC CONNECTOR
RS232 SERVICE TOOL
DIAGNOSTIC TOOL POWER
DIAGNOSTIC TOOL GROUND
B9-B12 MODEL IDENTIFIERS
CONN A-40 PASS
CONN B-24 PASS
IGNITION SIGNAL
FUEL HEATER SWITH OUTPUT
MIRROR HEATER RELAY (OPT)
MIRROR HEATERS (OPT)
FUEL HEATER (OPT)
FUEL TEMP SW. (OPT)
FUEL HEATER RELAY (OPT)
SUPER CAPACITOR SIGNAL
TEMP SWITCHES POWER OUT
STARTER/LOAD SENSE SOL
XMSN OIL TEMP SWITCH
1ST
2ND
FWD LO
REV
FUEL LEVEL
BACK-UP ALARM
LIGHT STOP/TURN/TAIL-RIGHT REAR
TURNSIGNAL-RIGHT FRONT
STOP LIGHTS REAR (CE)
BACKUP LIGHTS
TAIL
RIGHT LOW BEAM HEADLIGHT
LEFT LOW BEAM HEADLIGHT
TURNSIGNAL-LEFT FRONT
LIGHT STOP/TURN/TAIL-LEFT REAR
HYD OIL HI TEMP SWITCH
DIFF LOCK SWITCHES
PARK BRAKE PRESS SW
MODULE POWER OUT
REAR WHEELS NOT CENTERED
REAR AXLE OSCILLATION SOLS
2 WHEEL HIGH SOL
DIFF LOCK SOL (OPT)
PARK BRAKE RELEASE SOL
RIGHT FRONT STABILIZER SOL
RIGHT FRONT O/R EXTEND SOL
LEFT FRONT STABILIZER SOL
LEFT FRONT EXTEND SOL
LEFT REAR STABILIZER SOL
LEFT REAR EXTEND SOL
RIGHT REAR STABILIZER SOL
RIGHT REAR EXTEND SOL
OUTRIGGERS EXTEND SOL
OUTRIGGERS RETRACT SOL
REAR STEER RIGHT SOL
REAR STEER LEFT SOL
REAR WHEELS NOT CENTERED SWITCH
OIL COOLER HI TEMP SW
WIF SENSOR SIGNAL+
WIF SENSOR RETURN-
WIF SENSOR
FRONT RIGHT TURN
FRONT LEFT TURN
CAR/ENG CONN
A/C CLUTCH (OPT)
CAC TUBE TEMP SW. 200°
TRANS TEMP SW. 200°
CYL HEAD PORT TEMP SW.(OPT) 180°
CYL HEAD PORT TEMP SW. (OPT) 120°
HOOD SHUTTER SOL (OPT)
FAN CLUTCH (OPT)
FAN CLUTCH RELAY (OPT)
TRANSMISSION SOLENOIDS
XMSN OIL TEMP SWITCH
AIR COMPRESSOR (OPT)
BATTERY DISCONNECT
CAPACITOR RELAY (OPT)
ALTERNATOR 12V 145A
12V START MOTOR
START
ENG GND STUD
FRAME GND
FR O/R BEAM LENGTH SENSOR LOCATED AT FL (OPTION)
FL O/R BEAM LENGTH SENSOR LOCATED AT FR (OPTION)
RR O/R BEAM LENGTH SENSOR LOCATED AT RL (OPTION)
RL O/R BEAM LENGTH SENSOR LOCATED AT RR (OPTION)
USB CONN
CARRIER OMS CONTROL MODULE
CARRIER CONTROL MODULE
MODEL IDENTIFIER
RIGHT REAR LT (CE ONLY)
RIGHT REAR SIDE MARKER
REAR REAR STOP/TURN/TAIL
RIGHT REAR SIDE MARKER (CE)
RIGHT FRONT SIDE MARKER (CE)
RIGHT FRONT LIGHTS (CE)
LEFT HEADLIGHT
LEFT FRONT LIGHTS (CE)
SIDE TURN
LEFT FRONT SIDE MARKER (CE)
LEFT REAR SIDE MARKER (CE)
LEFT REAR STOP/TURN/TAIL
BACK-UP LTS
LEGEND
BATTERY CABLES
OPTIONAL CABLES
STANDARD WIRING
EXISTING WIRING
OPTIONAL WIRING
CONNECTED WIRES
NON-CONNECTED WIRES
FUSIBLE LINK WIRE
FRAME GROUND
WIRE GROUND
CARRIER FRAME
PROPRIETARY AND CONFIDENTIAL INFORMATION: THIS DRAWING AND THE SUBJECT MATTER CONTAINED IN AND AT ANY TIME SHOWN ON THE DRAWING SHALL BE THE EXCLUSIVE PROPERTY OF GROVE WORLDWIDE AND RECORDS ALL RIGHTS TO THE SUBJECT MATTER HEREIN CONTAINED. THIS COPY IS LOANED SUBJECT TO THE AGREEMENT AND CONDITION THAT FOR THE SUBJECT MATTER CONTAINED SHALL NOT BE REPRODUCED, COPIED, LENT OR DISCLOSED DIRECTLY OR INDIRECTLY AND THAT IT SHALL NOT BE USED IN ANY FORM OR IN ANY WAY DISSEMINATED WITHOUT THE EXPRESS WRITTEN PERMISSION OF GROVE WORLDWIDE. ACCEPTANCE OF THIS COPY SHALL BE CONSTRUED AS ACCEPTANCE OF THE FOREGOING CONDITION.
ADDITIONAL APPROVALS | DATE
WEIGHTS
STRESS
WAYS / WELDING
HYD / ELEC
IF IN DOUBT ASK. REMOVE ALL BURRS AND SHARP EDGES.
MAT'L SPEC. NUMBER
3RD ANGLE PROJECTION
MODEL (FIRST USED) RT530E-2
DO NOT SCALE DRAWING
TOLERANCES UNLESS OTHERWISE SPECIFIED
IN. DIM. | DEC. PLACES | MM DIM.
N / A | UNITS ± 1 PL DEC | ±1.5MM
±.06" | 2 PLACE DEC | ±0.5MM
±.016" | 3 PLACE DEC | ±0.3MM
±2° | ANGULAR DIM | ±2°
N/A TO MATERIAL THICKNESS
ECO 206420
CONTRACT NO.
APPROVALS | DATE
DRAWN L MILLAN 05JUN11
CHECKED M STAKE 05JUN11
APPROVED G JOHNSTON 05JUN11
GROVE worldwide
TITLE ELECTRICAL SCHEMATIC
SIZE | CAGE CODE E 12361
DWG NUMBER 80038623
REV B
SCALE NONE
WEIGHT N/A
SHEET 03 OF 04
CAD-1 DWG

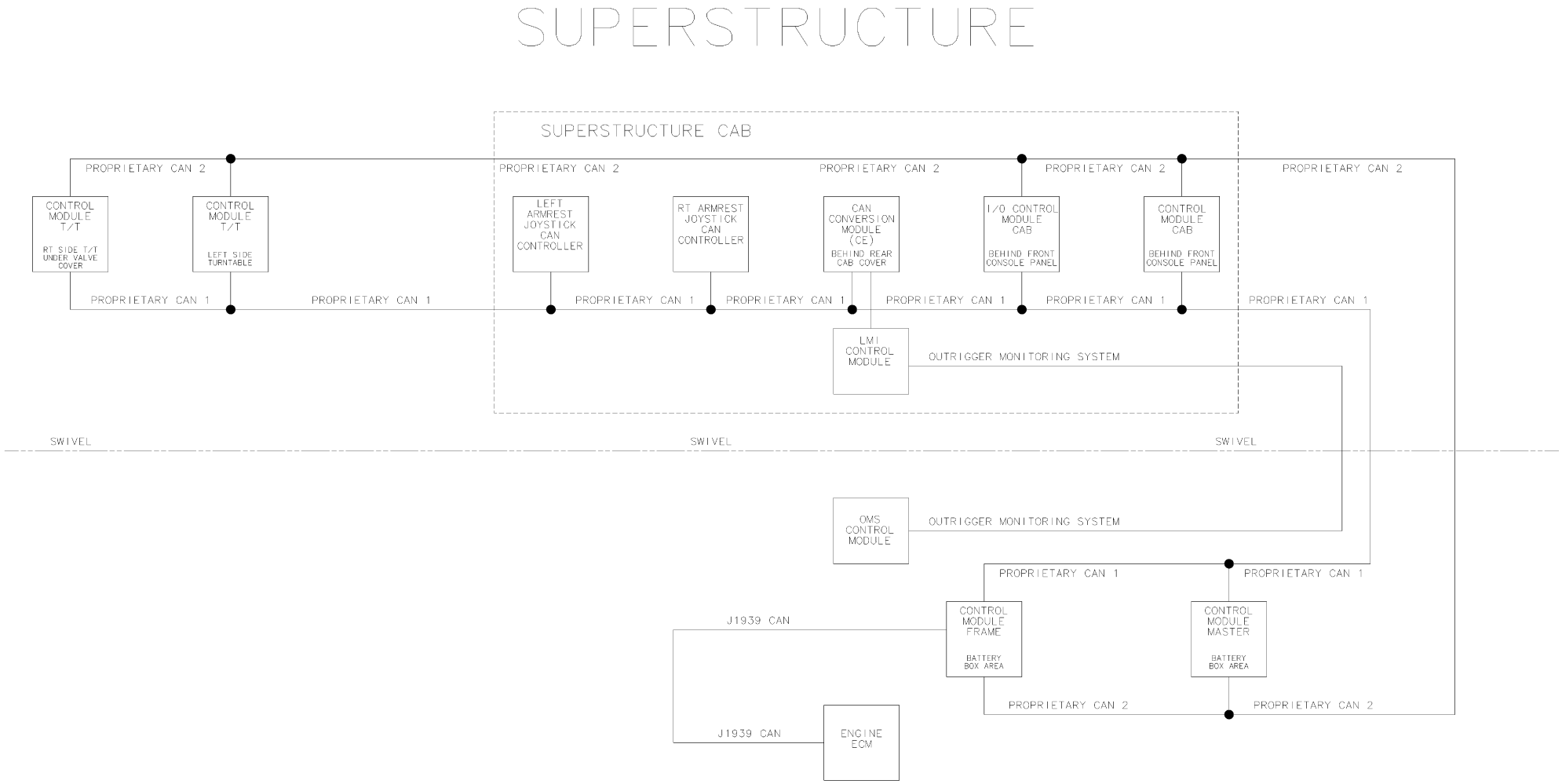

REVISIONS						
ECO	ZONE	REV	DESCRIPTION	DATE	BY	APV

ADDITIONAL APPROVALS	DATE	MAT'L SPEC. NUMBER	DO NOT SCALE DRAWING	ECO 206420	GROVE. worldwide
WEIGHTS			TOLERANCES UNLESS OTHERWISE SPECIFIED	CONTRACT NO.	TITLE ELECTRICAL SCHEMATIC
STRESS		3RD ANGLE PROJECTION	IN. DIM. / DEC. PLACES / MM DIM.	APPROVALS / DATE	
MATLS / WELDING			N / A / UNITS ± 1 PL DEC / ±1.5MM	DRAWN L MILLAN / 06JUN11	
HYD / ELEC			±.06" / 2 PLACE DEC / ±0.5MM	CHECKED M STAKE / 06JUN11	
IF IN DOUBT ASK, REMOVE ALL BURRS AND SHARP EDGES.		MODEL (FIRST USED) RT530E-2	±.016" / 3 PLACE DEC / ±0.3MM	APPROVED C JOHNSTON / 06JUN11	SIZE E / CAGE CODE 12361 / DWG NUMBER 80038623 / REV B
			±2° / ANGULAR DIM / ±2°		SCALE NONE / WEIGHT N/A / SHEET 04 OF 04
			N/A TO MATERIAL THICKNESS		

"PROPRIETARY AND CONFIDENTIAL INFORMATION: THIS DRAWING AND THE SUBJECT MATTER CONTAINED ARE AND AT ALL TIMES SHALL BE THE SOLE AND EXCLUSIVE PROPERTY OF GROVE WORLDWIDE. WHO RESERVES ALL RIGHTS TO THE SUBJECT MATTER HEREIN CONTAINED. THIS COPY IS LOANED SUBJECT TO THE AGREEMENT AND CONDITION THAT IT OR THE SUBJECT MATTER CONTAINED SHALL NOT BE DISCLOSED, IN WHOLE OR IN PART, TO ANY OTHER PARTY, THAT IT WILL BE KEPT CONFIDENTIAL AND THAT IT SHALL NOT BE COPIED IN ANY FORM OR IN ANY WAY DISSEMINATED WITHOUT THE EXPRESS WRITTEN PERMISSION OF GROVE WORLDWIDE. ACCEPTANCE OF THIS COPY SHALL BE CONSTRUED AS ACCEPTANCE OF THE FOREGOING CONDITION."

DWG NO. 80038623 SH 04

CAD-1 DWG